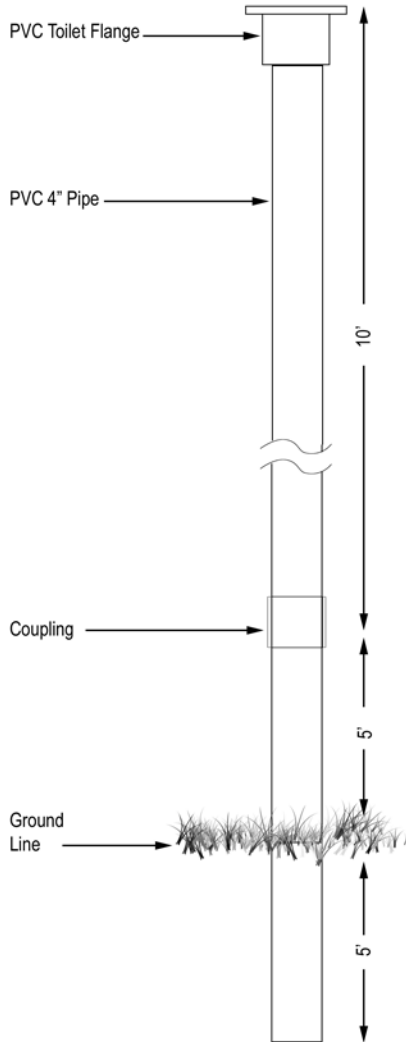
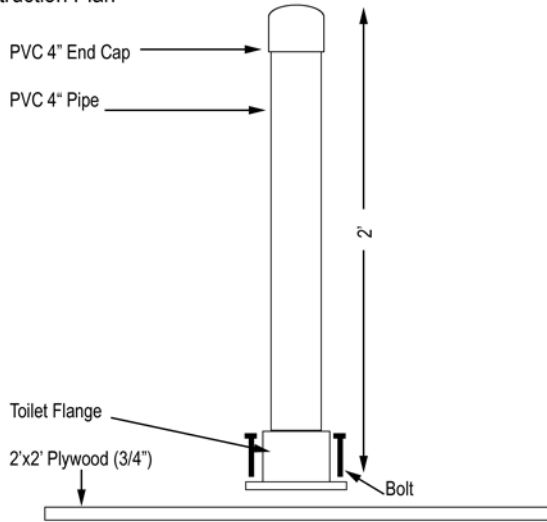
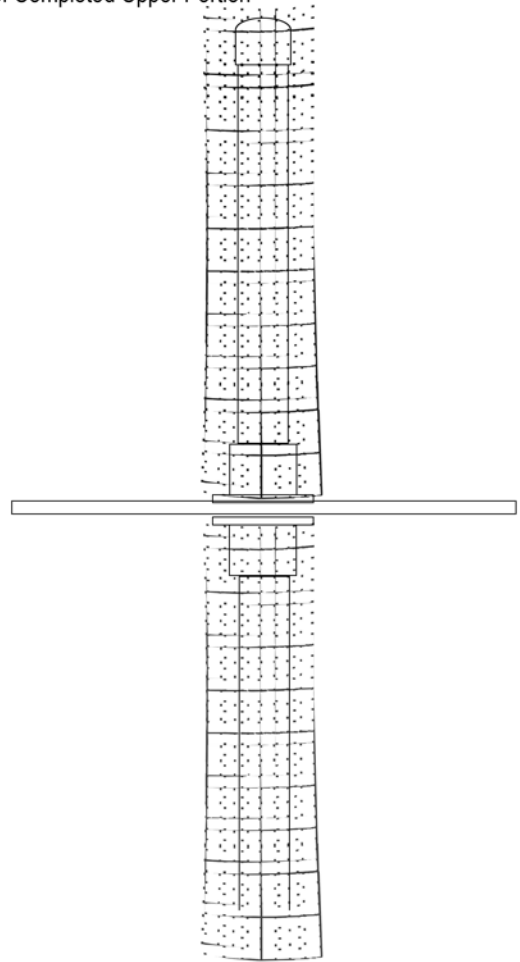


Quaker Parakeet Nesting Platform

Construction Plan



Detail of Completed Upper Portion



Notes:



Wrap 1"x1" galvanized fencing (hardware cloth) twice around the top extending 6" beyond top of PVC end cap



Top view - hardware cloth may be formed into a star pattern rather than wrapping.

Hardware Cloth

1. Use Schedule 40 PVC

2. In addition to PVC, glue to join pipe/flanges. May use screws to ensure that pieces are connected.

3. For stability insert a 10' length of 3" PVC into the 4" PVC sections. Join by drilling holes and insert a 6" nail horizontally.

4. Guy wires can be attached for added stability.

DRAWING NOT TO SCALE

Design by Marc Johnson
Foster Parrots, Ltd.
www.fosterparrots.com
2005